



Following the global success of RIVALE PROFILE, with over 10,000 units deployed in under a year, AYRTON is proud to introduce the new VELOCE PROFILE. As the second highly-advanced fixture in the “ULTIMATE” series, VELOCE PROFILE combines cutting-edge design with exceptional performance.

**B**uilt on the concept of perfect scaling, this ultra-compact fixture sets new standards of integration with a sealed 850 W high-efficiency LED module, calibrated at 6500K, delivering 43,000 lumens of luminous flux. Its optimal positioning on the black body curve ensures perfect light neutrality. AYRTON's dedication to maximizing the potential of every model without compromise has once again pushed the boundaries, optimizing every aspect for peak performance. At just 40.5 kg, VELOCE PROFILE is the lightest fixture in its category.

## ★ KEY FEATURES

### ➤ Perfect scaling

All fixtures in the ULTIMATE series are of identical proportion. Veloce is 14% larger than Rivale in every way, giving the series a sense of harmony in its design.

### ➤ Versatility Redefined

VELOCE PROFILE can function as profile, beam or spot with its extremely narrow 4 degree minimum zoom. It also comes equipped with a wide range of features to be truly versatile.

### ➤ Conscious Engineering

New lightweight aluminium components have been used to significantly reduce the overall weight, achieving the best weight-to-power ratio in its class without relying on costly or unstable special alloys.

### ➤ Weather-Proof for all-conditions

Like all fixtures in the “ULTIMATE” range, VELOCE PROFILE is highly versatile, capable of operating in the most diverse environments, including both outdoor and indoor settings, as well as saline and freezing conditions.

### ➤ Full spatial control

Our new software enables continuous pan for VELOCE PROFILE with tracking systems allowing seamless transitions without flipping. This eliminates the need for extra rigging or programming, and includes Tilt for added effects.

TECHNICAL SPECIFICATIONS

SOURCE	
Engine	LED Mono Block Sealed White
LED Watts	850 W (total fixture use, see Electrical section)
LED Engine Life (L70)	Up to 40,000 hours
LED Refresh Rate	1.2 kHz, 2.4 kHz, 16 kHz, 25 kHz
Dimming	Electronic
Dimming Curves	Square & Linear
Dimming Control Options	Auto on/off dimmer smoothing when Snap effects
Strobe Speed	1-25 Hz Per Second
Strobe Modes	Strobe Effects / Pulse Effects / Random Effects

ELECTRICAL	
Max Power Consumption	1,300 W
Standby Consumption	177.5 W @ 20 °C
Voltage Range	100-240 V 50-60 Hz
Current (Max)	5.5 A @ 230 V / 11.6 A @ 110 V
Inrush (Half Cycle)	110 V: 19.2 A 230 V: 16.6 A
Total Fixtures per Circuit	N/A
Connector	True1 In
Power Supply Unit	Active PFC
Contains Battery	N/A

TYPICAL POWER AND CURRENT	
120V , 60Hz	9.624 A, 1138 W, PF 0.988
208V, 60Hz	5.482 A, 1110 W, PF 0.960
230V, 50Hz	5.029 A, 1108 W, PF 0.957
240V, 50Hz	4.998 A, 1105 W, PF 0.954

Suitable disclaimer nominal, etc

OPTICAL PERFORMANCE	
Lens Size	180 mm (7.08 in)
Zoom Range	4° to 52°
Zoom Ratio	13:1
Gate Size	25 mm (0.98 in)

MOVEMENT		
Pan Range	Infinite	
Pan Speed (End to End or range)	180°	88.1 rpm
	360°	141.4 rpm
	EtoE	181 rpm
Tilt Range	Infinite	
Tilt Speed (End to End or range)	180°	94 rpm
	360°	149.5 rpm
	EtoE	110 rpm
Resolution	8- or 16-bit	
Calibration Time	77.7 sec	
Position Correction System	Yes / Automatic repositioning	
Follow Spot Modes	Manual & Tracking system	

COLOUR SYSTEM	
Colour System(s)	CMY, CTO and 7 Colour Wheel
Control	CMY 16-bit & 8-bit
CTO	2700 to 6500 K
Variable CTP	TrueColour Enhancer™ filter to 88 CRI
Colour Wheel	One Wheel. Seven Dichroic changeable colours
Colour Wheel Effects	Continuous Rotation

GOBOS	
Indexing Wheel	2
Indexing Gobos	14 (Glass see load below)
Gobo Diameter (Wheel 1)	30 mm (1.18 in)
Image Diameter (Wheel 1)	17 mm (0.67 in)
Gobo Diameter (Wheel 2)	30 mm (1.18 in)
Image Diameter (Wheel 2)	19 mm (0.75 in)
Gobo Thickness	1.1 mm (0.03 in)
Animation Wheel	Yes
Animation Details	Bi-Directional with continuous rotation

TECHNICAL SPECIFICATIONS

PERFORMANCE		
LED engine out (Sphere)	58,000 lm	
Fixture Output (Sphere)	42,500 lm (Fan Mode Auto)	
	43,000 lm (Fan Mode Stage)	
	31,000 lm (Fan Mode Silence)	
	17,000 lm (Fan Mode Super Silence)	
Fixture Output (Goniometer)	35,500 lm (Fan Mode Auto after derating)	
Field Lumens (Goniometer)	Narrow	10,190 lm
	Middle	35,455 lm
	Wide	34,525 lm
Lumen Per Watt (LPW) Max fixture output / 230 V Typical power	38.8	
CCT	6500 K	
$\Delta uv$	0.0026	
CRI	Ra: 70 ( $\pm 2$ )	
With TrueColour Enhancer™ Filter	> 70 to 86	
Tm30	Rf: 70.5 Rg: 94.2	
TLCI	47	
CQS	68.9	

IMAGING	
Framing	4 Blade – 4 Plain Full Swipe
Framing Rotation	+/- 90°
Iris	15 Leaf - 5% to 100% (Open)
Frost	2 Frost filters: Light 1° & Heavy 5°
Prism	2x (1x 5-Facet Circular, 1x 4-Facet Linear) Indexable, Rotating & Combinable

CONNECTORS	
Power	In/Thru powerCON True 1
DMX	In/Thru 5 Pin XLR
Network	In/Thru RJ45
Wireless	DMX Only

CONTROL	
DMX Control	DMX (USITT DMX-512-A) RDM (ANSI/ESTA E1.20)
Transceiver/Receiver	RS-485 with Opto Isolation
DMX Modes	2 + 3 User Modes
Channel Count	Mode Extended – 67 / Mode Rivale – 65
DMX Chart	Scan the QR code on page 5
Network Protocols	ArtNet & sACN
Local Control	Colour LCD Panel 5 Menu Buttons NFC
Stand Alone Mode	Master/Slave, presets 250
RDM Functions	Yes
Wireless DMX	CRMX TiMo RDM receiver
E-Sim Ready	Optional
USB Port	No

THERMAL	
Max Surface Temperature, steady state, at Ta 40°	90 °C (194 °F)
Max Ambient Temperature (Ta Max)	45 °C (113 °F)
Min Ambient Temperature (Ta Min)	-20 °C (-4 °F)
Total Heat Dissipation (Calculated +/- 10%)	323.8 BTU/H 1105 W @ 240 V 333.4 BTU/H 1138 W @ 120 V
Minimum distance to illuminated surface	1.5 m (3.28 ft)
Minimum distance to combustible surface	4 m (13.123 ft)
Thermal Protection system	Yes
Cooling modes	See Acoustics
Cooling System	Advanced Liquid Cooling


TECHNICAL SPECIFICATIONS

ACOUSTICS STATIC		
Fan Mode	dBA <sup>1</sup>	NC <sup>2</sup>
Auto	40.8 dBA	31
Stage	43.3 dBA	34
Silence/Studio	35 dBA	25
Super Silence	31.6 dBA	17

DYNAMIC		
Mode	dBA <sup>1</sup>	NC <sup>2</sup>
Auto	45.6 dBA	39
Stage	48.7 dBA	40
Silence/Studio	44.8 dBA	36
Super Silence	47.6 dBA	39

1. Measured @ 1m Static, 31dBA ambient  
 2. Noise Criterion  
[https://www.engineeringtoolbox.com/nc-noise-criterion-d\\_517.html](https://www.engineeringtoolbox.com/nc-noise-criterion-d_517.html)

ENVIRONMENTAL	
IP Rating	IP65 / IP66
Salt Spray Testing	Pending
Estimated embodied carbon including: <ul style="list-style-type: none"> <li>A1 - Raw materials of fixture and packaging</li> <li>A3 - Product manufacturing</li> </ul>	363.9 kg CO <sub>2</sub> e
Recycling options	Packaging fully recycled and widely recyclable
SIP Optional	Yes



WARRANTY	
Fixture	2 years
LED Engine	5 years

From date of invoice


INSTALLATION	
Orientation	Any
Mounting attachments	<ul style="list-style-type: none"> <li>Fastening bracket system: two Omega ¼ turn brackets designed for use with standard clamps.</li> <li>Mounting points: four ¼ turn locking fittings allowing installation of Omega brackets on luminaire.</li> <li>Safety cable attachment point.</li> </ul>
Installation version	TBC

CONSTRUCTION	
Colour	Carbon Black Standard Custom colours on request
Housing	ABS PC (VO class)
Materials	<ul style="list-style-type: none"> <li>Moving-head skeleton made of aluminium and steel metal plates.</li> <li>Base in die-cast aluminium.</li> <li>Heatsinks in aluminium and copper.</li> <li>Moulded covers in self-extinguishing fire-retardant ABS PC (VO class).</li> <li>Four-side handles for transportation.</li> <li>Four heavy-duty feet for better stability.</li> </ul>

INCLUDED ITEMS	
Manual	1
OMEGA brackets with quarter-turn locks	2
Cables	<ul style="list-style-type: none"> <li>IP65: 1.5 m powerCON True1 TOP Tails Bared End</li> <li>IP66: Tails Bared End</li> </ul>
Other accessories	N/A

TECHNICAL SPECIFICATIONS

PHYSICAL	
<b>Fixture</b>	
Length	404 mm (15.9 in)
Height	757 mm (29.8 in)
Depth	366 mm (14.4 in)
Weight	40.5 kg (88.2lb)
<b>IP65</b>	
Length	404 mm (15.9 in)
Height	757 mm (29.8 in)
Depth	366 mm (14.4 in)
Weight	40.5 kg (88.2 lb)
<b>IP66</b>	
Length	404 mm (15.9 in)
Height	757 mm (29.8 in)
Depth	366 mm (14.4 in)
Weight	40.5 kg (88.2 lb)
<b>Shipping Dimensions</b>	
Length	695 mm (27.4 in)
Height	740 mm (29.1 in)
Depth	515 mm (20.3 in)
Weight	55.5 kg (121.2 lb)
<b>In SIP Dimensions</b>	
Length	680 mm (26.8 in)
Height	640 mm (25.2 in)
Depth	500 mm (19.7 in)
Weight (excl fixture)	10 kg (22 lb)

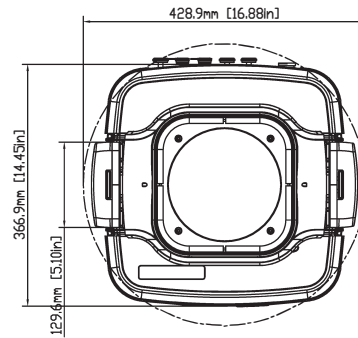
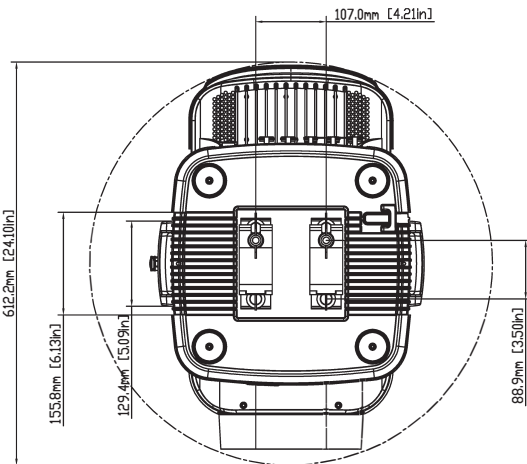
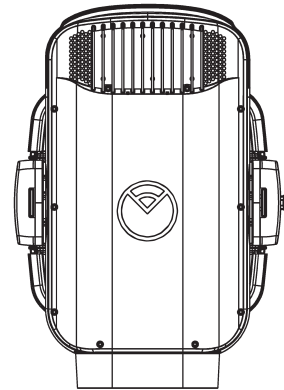
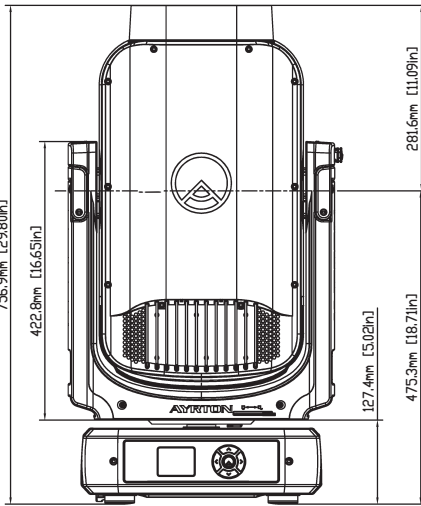
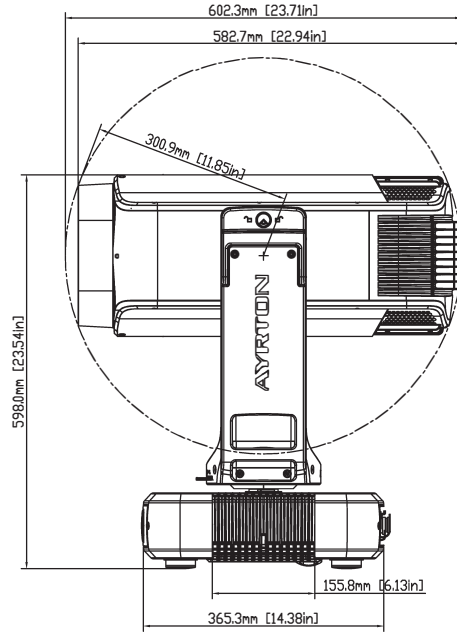
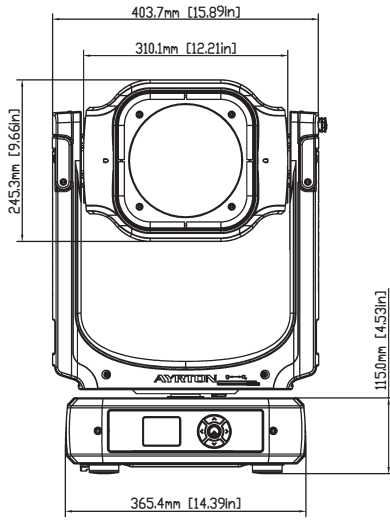
SUPPORTING DOCUMENTS	
<a href="#">Manual</a>	
<a href="#">GDTF Profile</a>	
<a href="#">GMA Profile</a>	
<a href="#">IES File</a>	
<a href="#">DMX Chart</a>	
<a href="#">Photometric Files</a>	
<a href="#">Software</a>	
<a href="#">Warranty</a>	

COMPLIANCE	
<b>EU (EMC &amp; LVD)</b>	<ul style="list-style-type: none"> <li>• EMC Directive 2014/30/EU</li> <li>• LVD Directive 2014/35/EU</li> </ul>
<b>US (Safety &amp; EMC)</b>	<ul style="list-style-type: none"> <li>• UL 1573</li> <li>• FCC Part 15, Subpart B: 2018</li> </ul>
<b>ROHS Compliant</b>	Yes
<b>Declarations</b>	Scan the QR code above

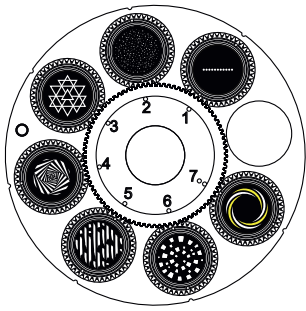
ORDERING DETAILS	
<b>Veloce Profile</b>	012521

ACCESSORIES	
<b>IP Test Kit</b>	048250
<b>Lynx Control</b>	045130
<b>Omega Bracket</b>	GP50501990353

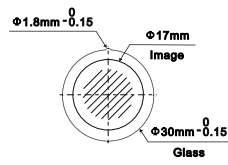
TECHNICAL SPECIFICATIONS




TECHNICAL SPECIFICATIONS



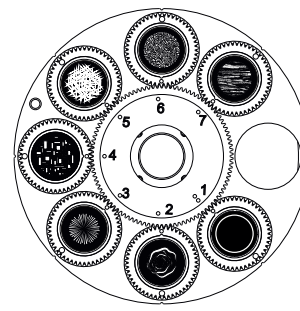
> Dimension/Tolerance/Requirement:



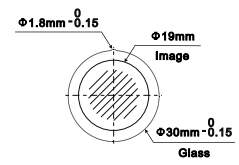
> Black&White Gobo:      > Colour Gobo:



> Temperature Tolerance: 500°C



> Dimension/Tolerance/Requirement:



> Black & White Gobo:



> Temperature Tolerance: 500°C

**GOBO WHEEL 1**

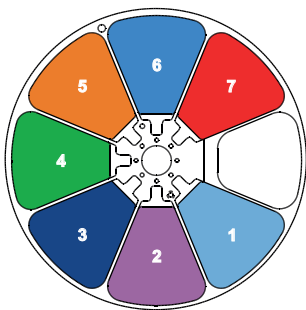
Rotating Gobo

1	130	Dot Line 11	GPG0500190
2	075	Star Field	GPG0500194
3	018	Nested Triangle	GPG0500193
4	039	Infinite Stairs	GPG0500197
5	278	Bread Stix	GPG0500192
6	070	Circle of Square	GPG0500196
7	112Y	Nested Rings Yellow	GPG0500195

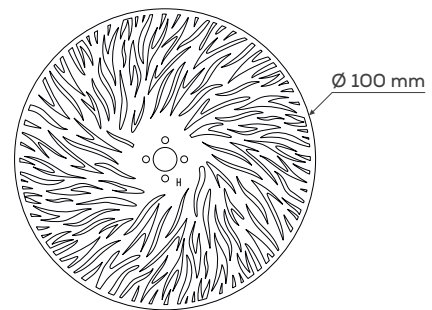
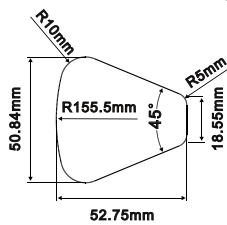
**GOBO WHEEL 2**

Rotating Gobo

1	410	Conical Tunnel Effect	GPG0500650
2	049	Smoke Rings	GPG0500198
3	047	Fireworks	GPG0500199
4	066	Abstract Square	GPG0500201
5	081	Iron Filings	GPG0500202
6	101	Deep Forest	GPG0500203
7	105	Tree Bark	GPG0500204



> Dimension/Tolerance/Requirement:



(A0000335,A)

**COLOUR WHEEL**

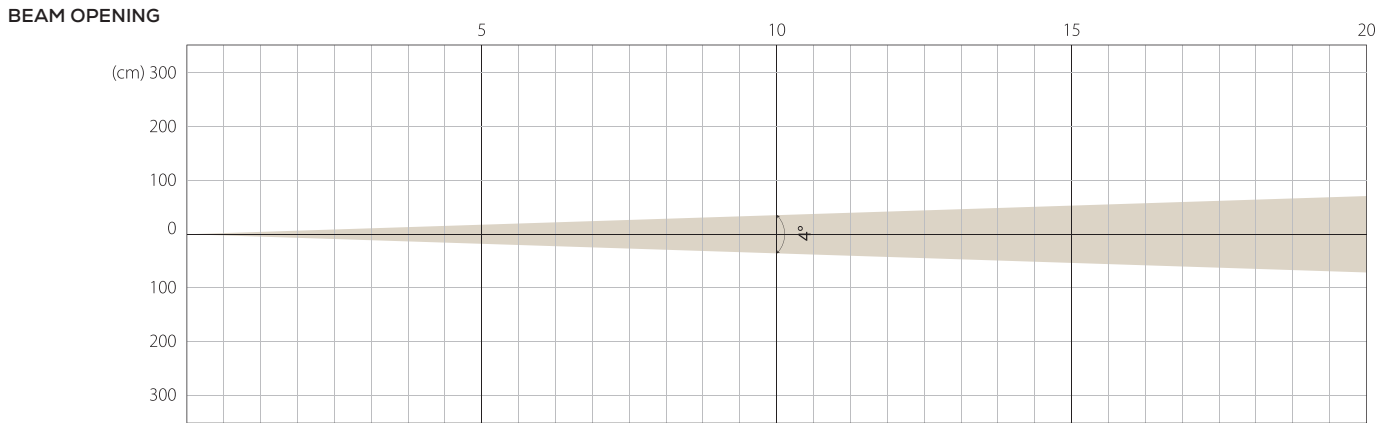
1	CTB 1/4	GPG0100097
2	Magenta	GPG0100098
3	Congo Blue	GPG0100099
4	Green	GPG0100100
5	Orange	GPG0100101
6	Blue	GPG0100102
7	Red	GPG0100103

**ANIMATION WHEEL**

-	-	GPA0000335D0
---	---	--------------

AUTO MODE: PHOTOMETRIC DETAIL

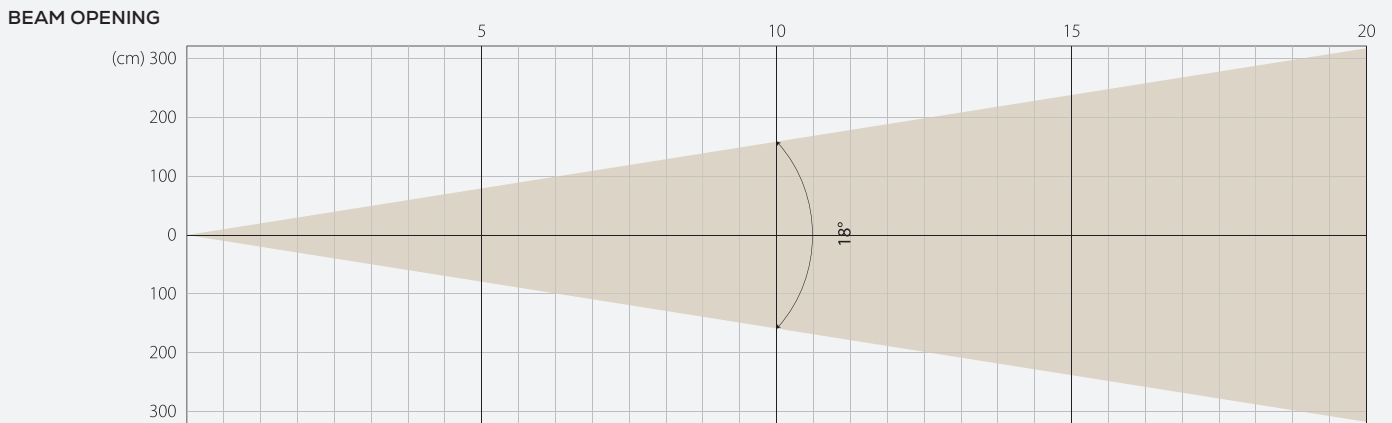
MIN ZOOM



INTENSITY

Distance (m)	5		10		15		20	
	Lux	Diameter	Lux	Diameter	Lux	Diameter	Lux	Diameter
White	152890	0.35	38222	0.7	16988	1.05	9556	1.4

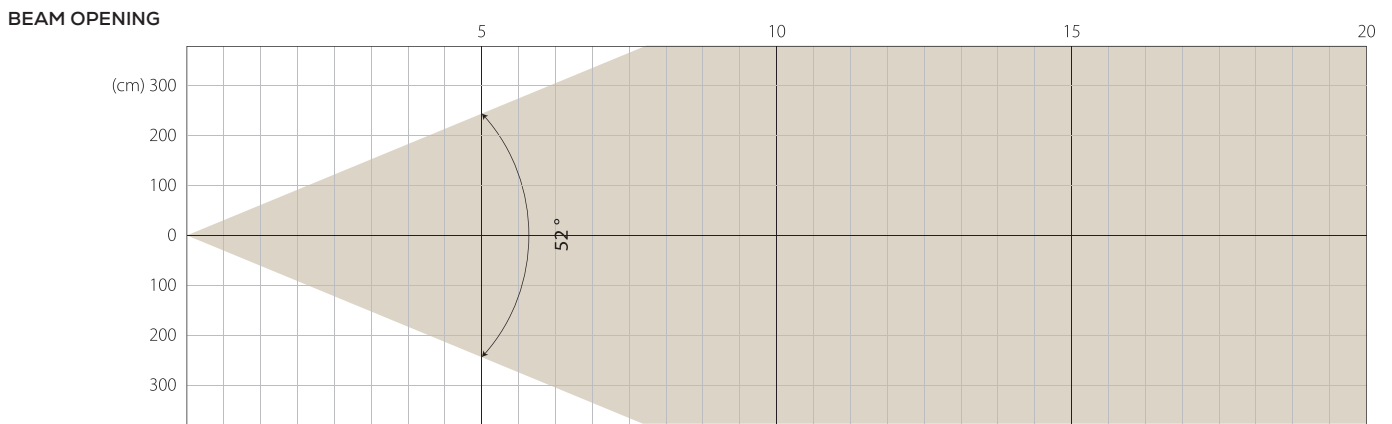
MIDDLE ZOOM



INTENSITY

Distance (m)	5		10		15		20	
	Lux	Diameter	Lux	Diameter	Lux	Diameter	Lux	Diameter
White	23786	1.58	5947	3.17	2643	4.75	1487	6.43

MAX ZOOM



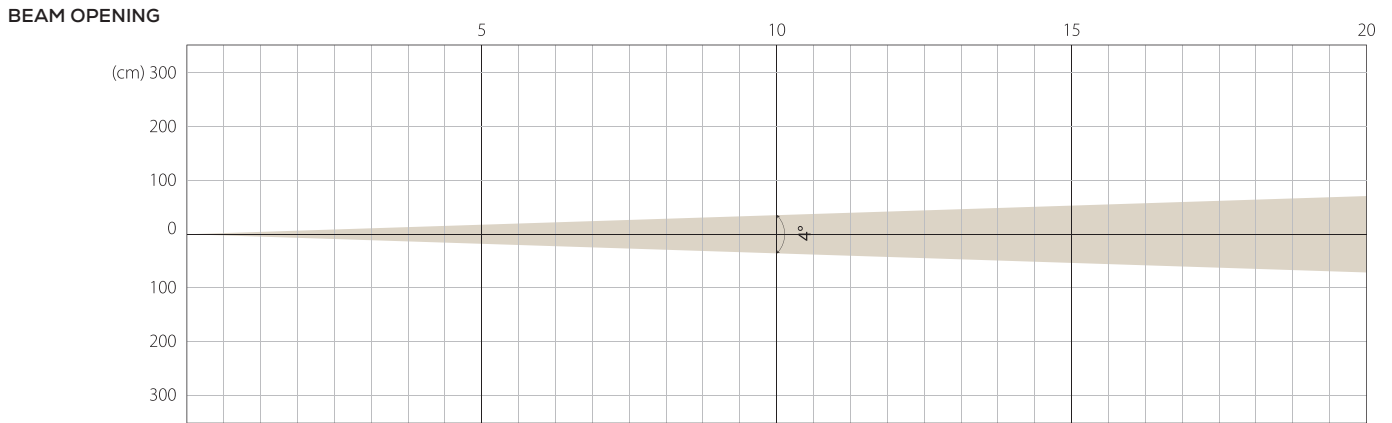
INTENSITY

Distance (m)	5		10		15		20	
	Lux	Diameter	Lux	Diameter	Lux	Diameter	Lux	Diameter
White	2764	4.88	691	9.75	307	14.63	173	19.51



STAGE MODE: PHOTOMETRIC DETAIL

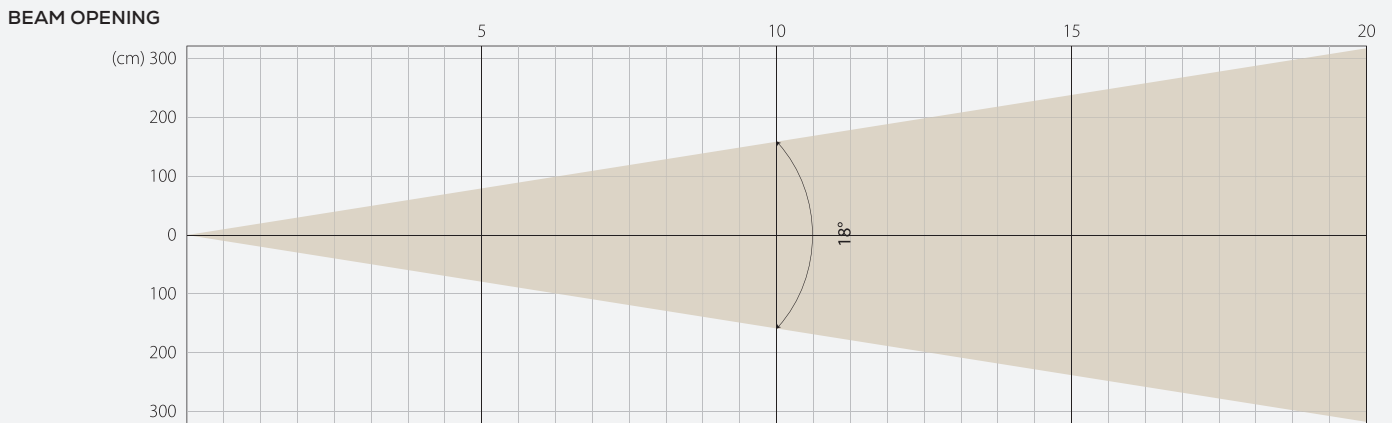
MIN ZOOM



INTENSITY

Distance (m)	5		10		15		20	
	Lux	Diameter	Lux	Diameter	Lux	Diameter	Lux	Diameter
White	157126	0.35	39282	0.7	17458	1.05	9820	1.4

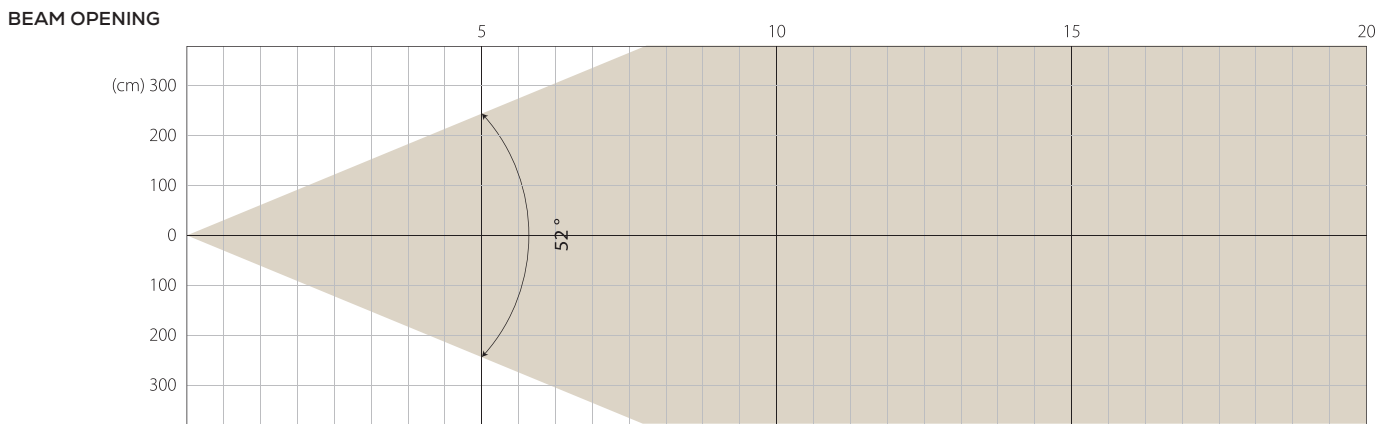
MIDDLE ZOOM



INTENSITY

Distance (m)	5		10		15		20	
	Lux	Diameter	Lux	Diameter	Lux	Diameter	Lux	Diameter
White	22344	1.58	5586	3.17	2483	4.75	1397	6.43

MAX ZOOM

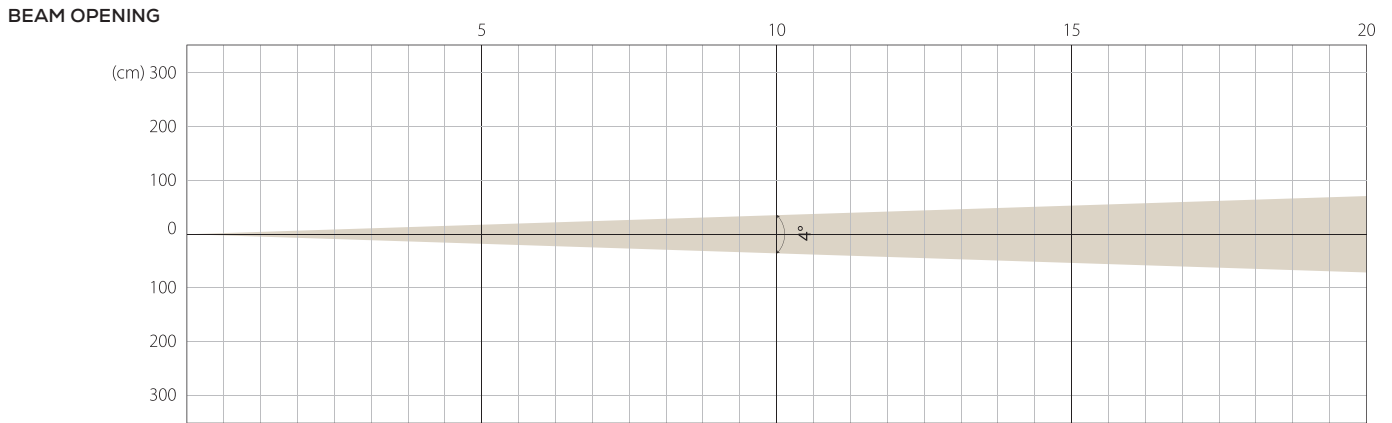


INTENSITY

Distance (m)	5		10		15		20	
	Lux	Diameter	Lux	Diameter	Lux	Diameter	Lux	Diameter
White	2823	4.88	706	9.75	314	14.63	176	19.51

SILENCE MODE: PHOTOMETRIC DETAIL

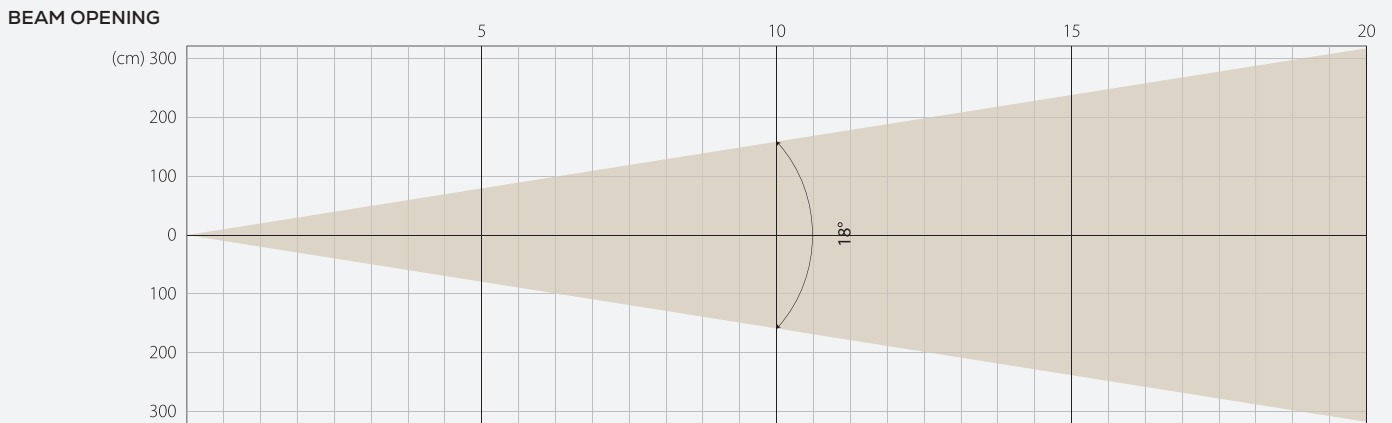
MIN ZOOM



INTENSITY

Distance (m)	5		10		15		20	
	Lux	Diameter	Lux	Diameter	Lux	Diameter	Lux	Diameter
White	108659	0.35	27165	0.7	12073	1.05	6791	1.4

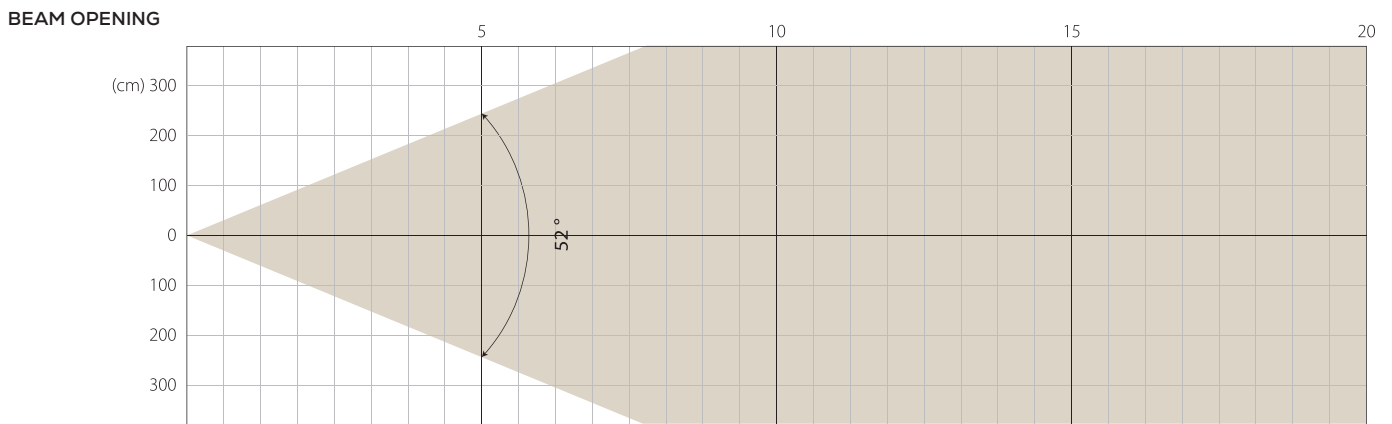
MIDDLE ZOOM



INTENSITY

Distance (m)	5		10		15		20	
	Lux	Diameter	Lux	Diameter	Lux	Diameter	Lux	Diameter
White	16949	1.58	4237	3.17	1883	4.75	1059	6.34

MAX ZOOM

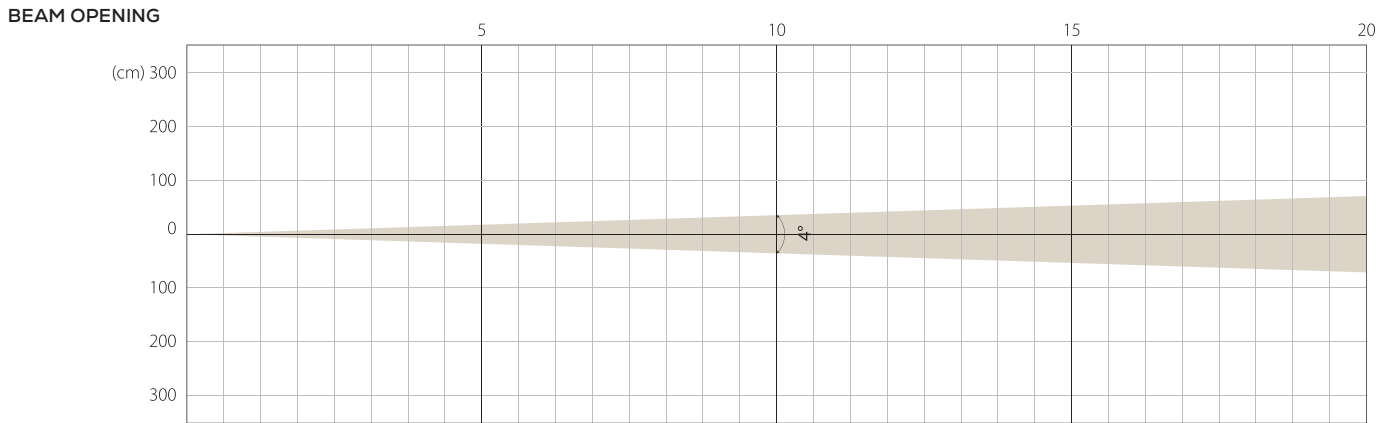


INTENSITY

Distance (m)	5		10		15		20	
	Lux	Diameter	Lux	Diameter	Lux	Diameter	Lux	Diameter
White	1925	4.88	481	9.75	214	14.63	120	19.51

SUPER SILENCE MODE: PHOTOMETRIC DETAIL

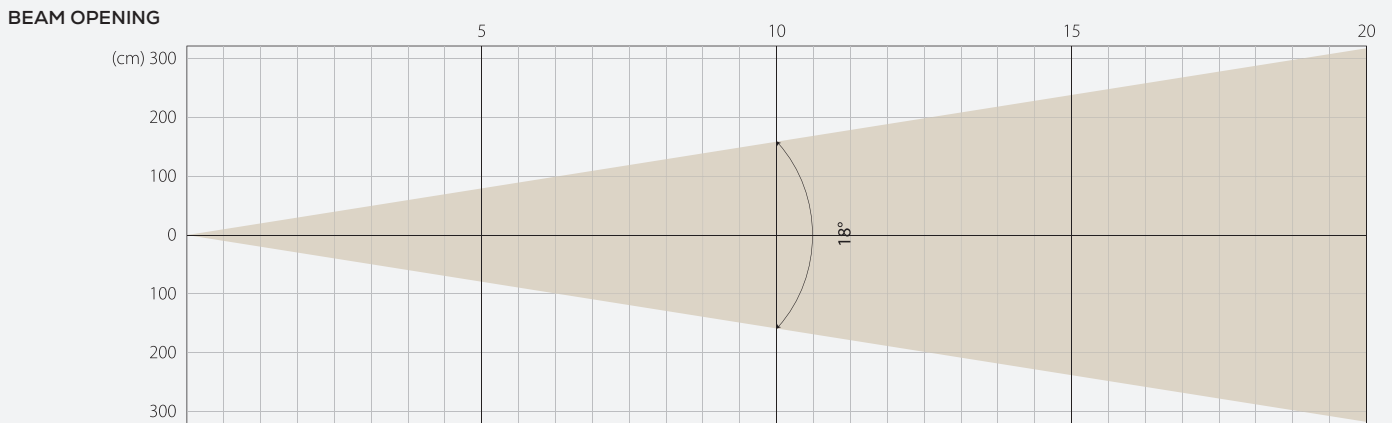
MIN ZOOM



INTENSITY

Distance (m)	5		10		15		20	
	Lux	Diameter	Lux	Diameter	Lux	Diameter	Lux	Diameter
White	69470	0.35	17367	0.7	7719	1.05	4342	1.4

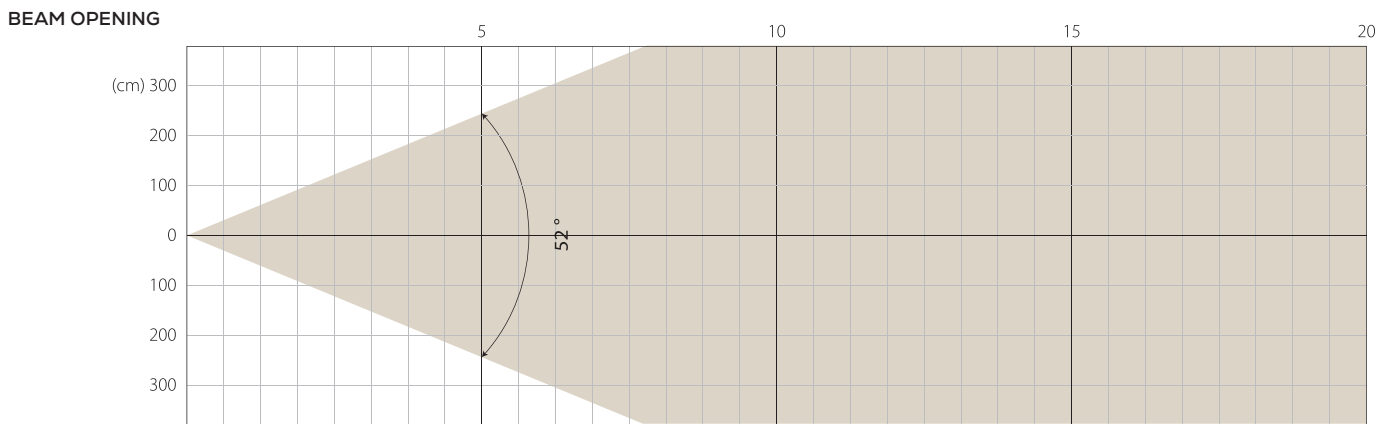
MIDDLE ZOOM



INTENSITY

Distance (m)	5		10		15		20	
	Lux	Diameter	Lux	Diameter	Lux	Diameter	Lux	Diameter
White	9080	1.58	2270	3.17	1009	4.75	567	6.34

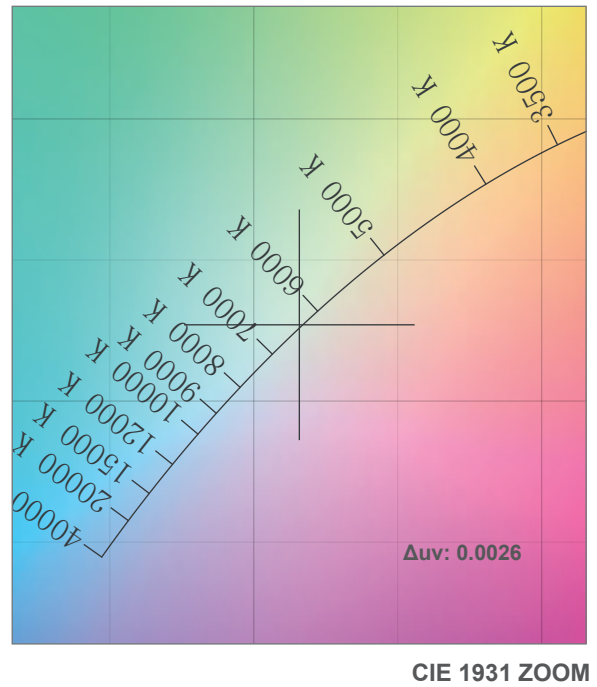
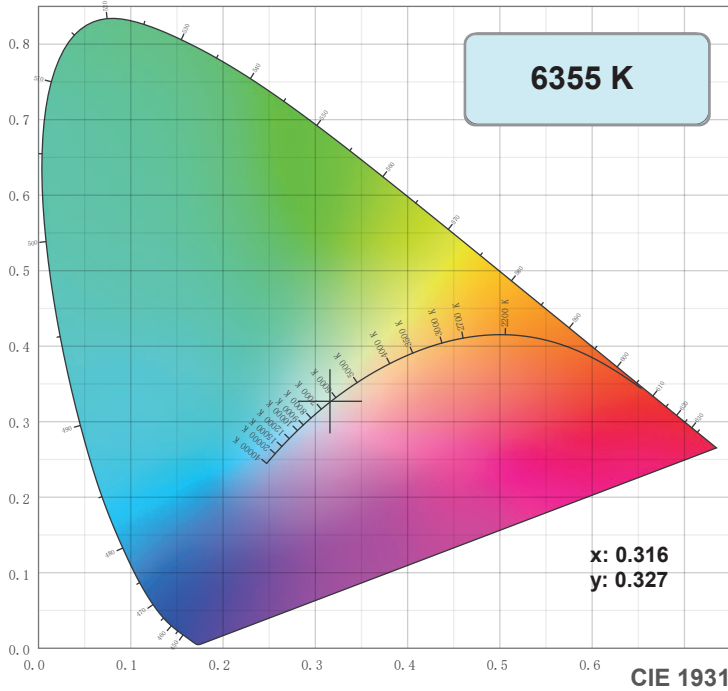
MAX ZOOM



INTENSITY

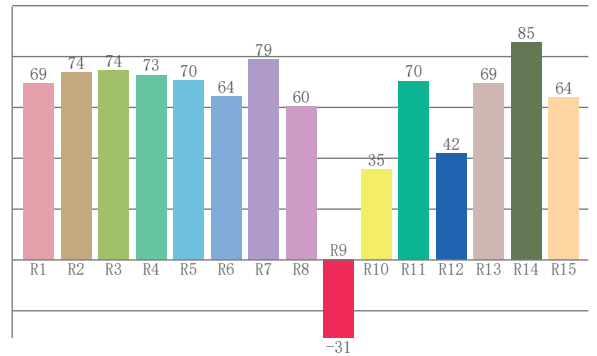
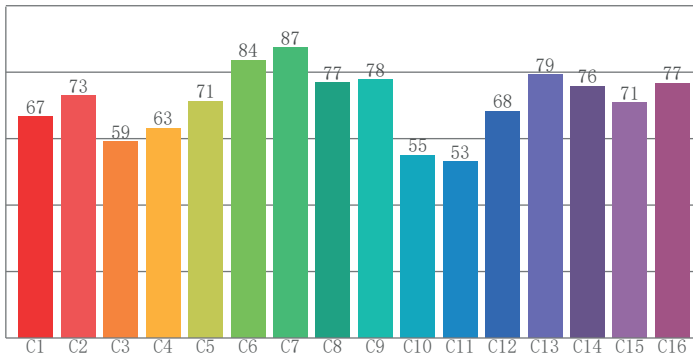
Distance (m)	5		10		15		20	
	Lux	Diameter	Lux	Diameter	Lux	Diameter	Lux	Diameter
White	1050	4.88	262	9.75	117	14.63	66	19.51

COLOUR PARAMETERS



TM-30: 70.5

CRI: 70.5 (R1-R8)



CRI R values, only R1-R8 are used to calculate final CRI value

R1	R2	R3	R4	R5	R6	R7	R8	R9	R10	R11	R12	R13	R14	R15
69.4	73.7	74.5	72.8	70.5	64.3	78.7	60.2	-30.7	35.4	70.3	41.8	69.3	85.4	64.0

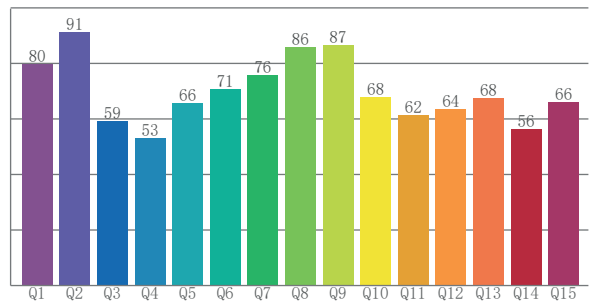
TM30 C values, 16 binned values out of total of 99 C values

C1	C2	C3	C4	C5	C6	C7	C8	C9	C10	C11	C12	C13	C14	C15	C16
66.6	72.9	59.0	63.2	71.3	83.6	87.3	76.9	77.7	55.1	53.1	68.3	79.2	75.8	70.8	76.6

CQS Q values

Q1	Q2	Q3	Q4	Q5	Q6	Q7	Q8	Q9	Q10	Q11	Q12	Q13	Q14	Q15
79.7	91.1	59.2	53.0	65.6	70.6	75.7	85.8	86.7	67.9	61.5	63.7	67.6	56.3	66.2

CQS: 68.0



Color parameters

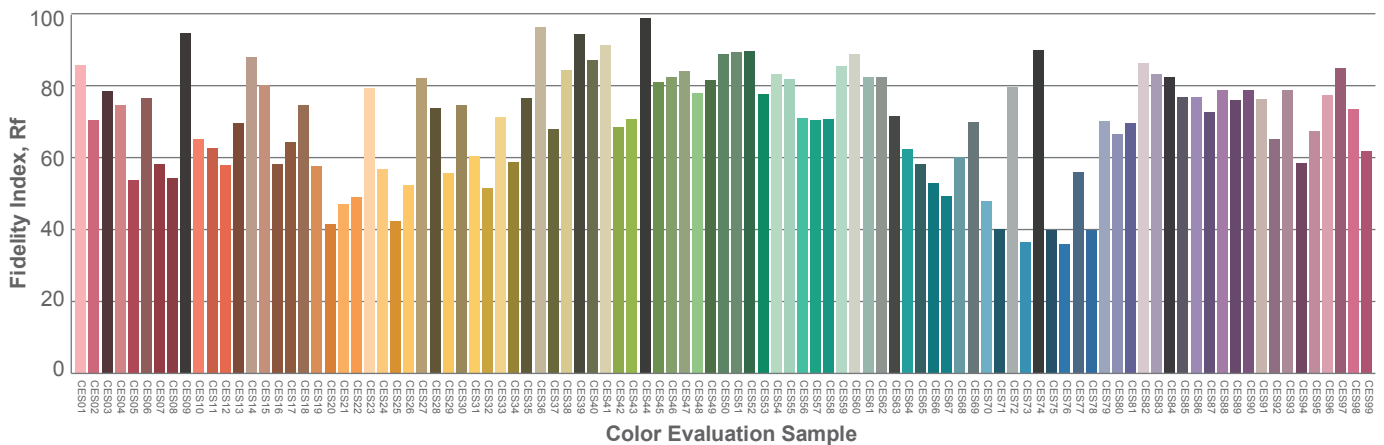
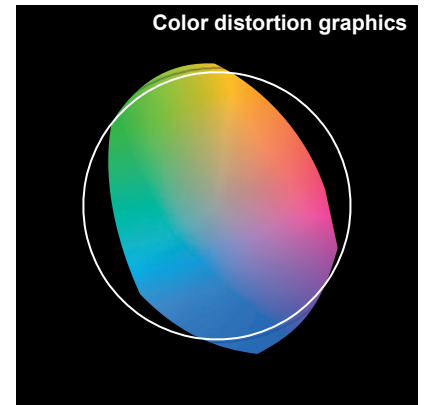
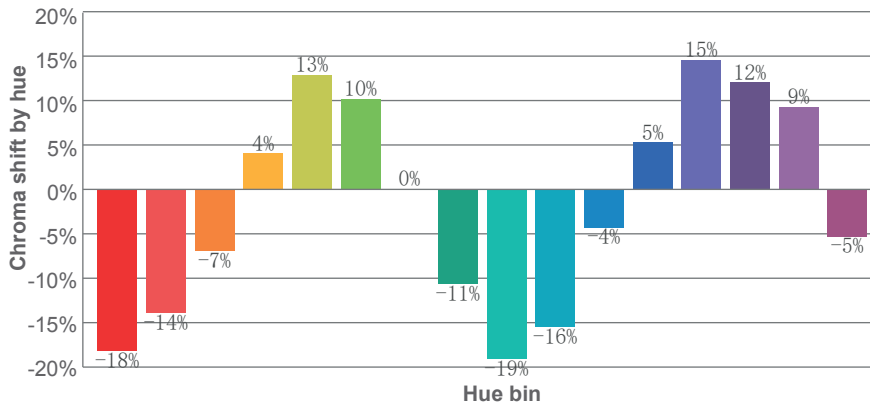
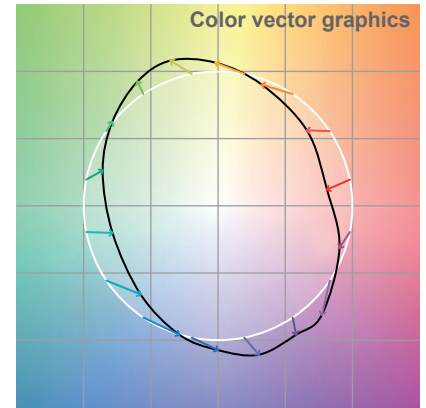
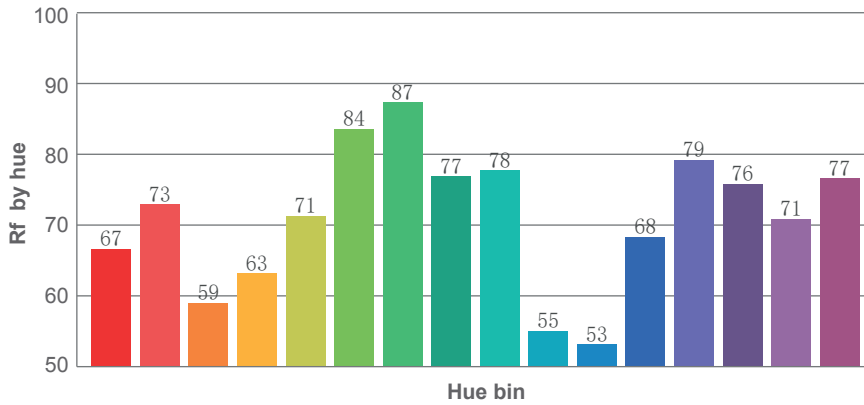
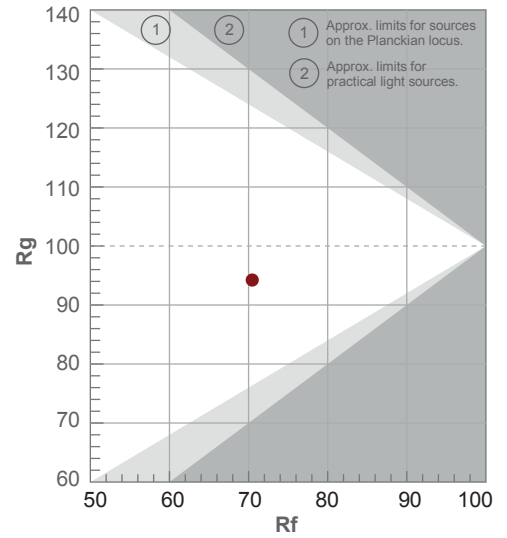
Color temperature	Color rendering index	Red component	Color fidelity	Color gamut	Color quality scale	Color coordinate cie 1931	Color coordinate cie 1931	Color coordinate	Color coordinate	Color deviation from black body
CCT	CRI	CRI R9	TM30 Rf	TM30 Rg	CQS	x	y	u	v	Δuv
6355 K	70.5	-30.7	70.5	94.2	68.0	0.316	0.327	0.201	0.312	0.0026

TM-30


**Rf 70.5**  
Fidelity index Rf

**Rg 94.2**  
Gamut index Rg

Hue Bin	R <sub>f</sub>	Shifts (%)	
		Chroma	Hue
1	67	-18%	-4%
2	73	-14%	10%
3	59	-7%	23%
4	63	4%	23%
5	71	13%	14%
6	84	10%	-2%
7	87	0%	-8%
8	77	-11%	-9%
9	78	-19%	4%
10	55	-16%	23%
11	53	-4%	29%
12	68	5%	21%
13	79	15%	8%
14	76	12%	-5%
15	71	9%	-25%
16	77	-5%	-13%



TLCI-47



**⚠️ DISCLAIMER**

Errors and omissions for all information given in this specification sheet are possible. All information is subject to change without prior notice.