



LED FLOOD EX36
LEDWSH360




LED FLOOD EX36

LEDWSH360

With a Massive 288Watts of RGBW LED power, housed in a neat IP 64 rated fixture, makes this our most sought after, high powered outdoor LED fixture yet.

With a strong & sturdy base, massive output and IP type connectors this BIG FLOOD is perfect for lighting gardens, hotel facades, buildings, walls and almost any other location where massive output is required.

Of course, just because it is IP 64 rated doesn't mean it will not perform in indoor applications as well. From ballrooms to Nightclubs and many locations in-between this economical LED flood is bound to make your lighting life easier.



Specifications

Product	LED Flood EX36
Code	LEDWSH360
Lamp Source	36 x 8W Quad Colour RGBW LED
Power Supply	100-240V AC, 50/60Hz
Power Consumption	288W
DMX Connection	5-pin XLR
DMX Channels	4, 6, 10
Optics	45°
Dimensions	212(L) x 587(W) x 303(H)mm
Weight	15kg

Channel Allocation

	4	5	10
1	Red	Dimmer	Dimmer
2	Green	Red	Red
3	Blue	Green	Green
4	White	Blue	Blue
5		White	White
6		Strobe	Strobe
7			Colour
			Macro+
			White
			Balance
8			Auto Programs

SYDNEY
+61 2 9748 1122

MELBOURNE
+61 3 9681 7511

BRISBANE
+61 7 3267 3177

PERTH
+61 8 9248 8119

AUCKLAND
+64 9 869 3293

www.showtech.com.au